
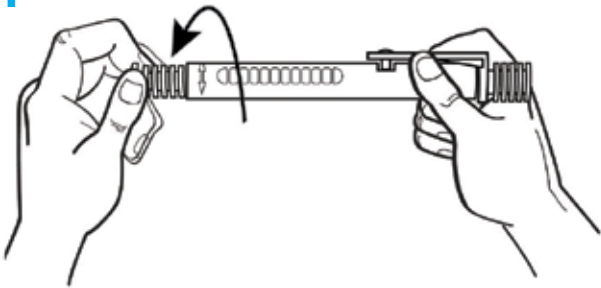


PENLET



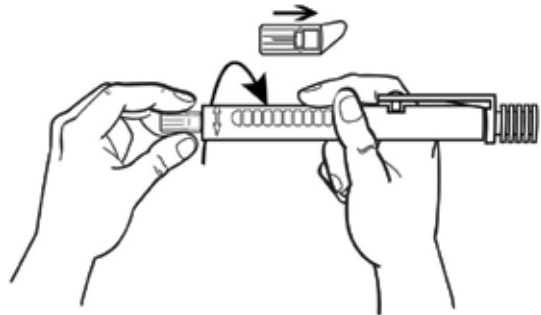
QUICK GUIDE FOR THE USE OF PENLET

1



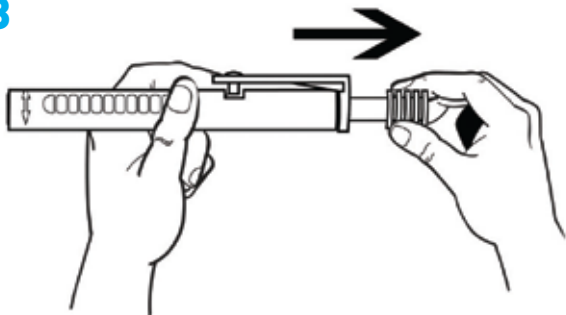
Unscrew the cap from the Penlet.

2



Remove the paper tab from the needle and attach to the Penlet.

3



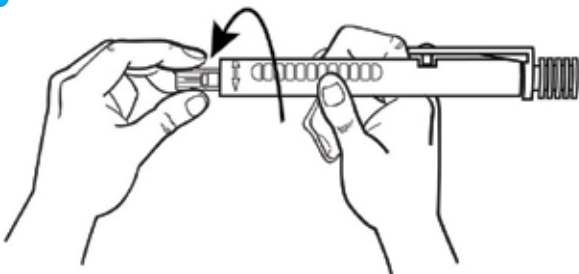
Pull back the plunger until click is heard and plunger locks into position.

4



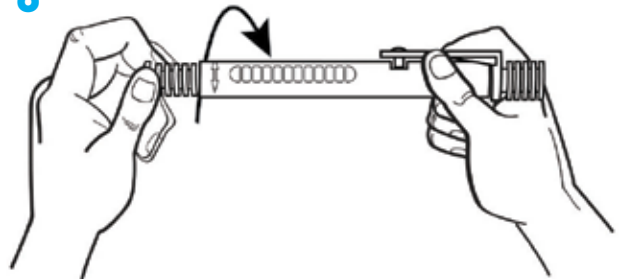
Place the Penlet on injection site and depress clip.

5



Remove the needle with needle cover.

6



Attach the cap until the next use.

FOR MORE INFORMATION PLEASE CONTACT US OR VISIT US AT WWW.HASELMEIER.COM