
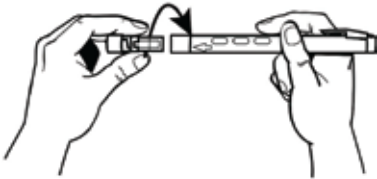


# SOFT PEN



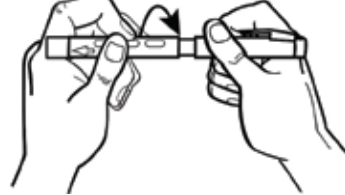
## QUICK GUIDE FOR THE USE OF SOFTPEN

1



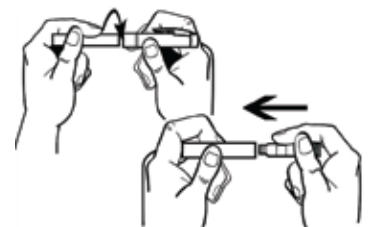
Unscrew the cap from the pen.

2



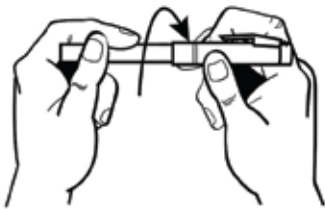
Unscrew the metal body.

3



Remove the plastic cartridge holder and insert the cartridge.

4



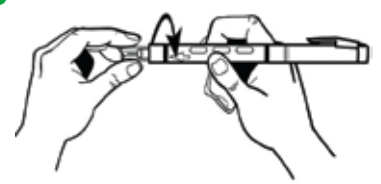
Attach the plastic cartridge holder.

5



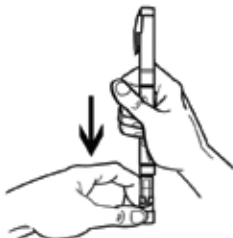
Attach the metal body.

6



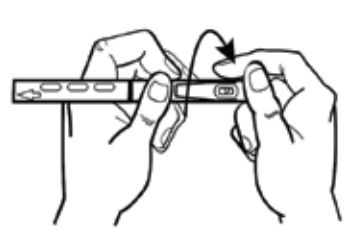
Remove paper tab, attach the needle and remove the outer needle cover.

7



Activate the pen with the cap of the Softpen

8



Dial the dose.

9



Place the Softpen on the injection site and depress clip to inject.